

GUYANA FOOTBALL FEDERATION INC.

DECEMBER 31, 2020

AUDITED FINANCIAL STATEMENTS

Table of Contents

Page No.

Report of Ram & McRae to the Members	
Statement of Financial Position.....	1
Statement of Comprehensive Income.....	2
Statement of Changes in Equity.....	3
Statement of Cash Flows.....	4
Notes to the Financial Statements.....	5-12



**REPORT OF THE INDEPENDENT AUDITORS
TO THE MEMBERS OF
GUYANA FOOTBALL FEDERATION INC.**

Opinion

We have audited the financial statements of **Guyana Football Federation Inc.** (the Company), which comprise the statement of financial position as at December 31, 2020, and the statement of comprehensive income, statement of changes in equity and statement of cash flows for the year then ended, and notes to the financial statements, including a summary of significant accounting policies.

In our opinion, the financial statements on pages 1 to 12 present fairly, in all material respects, the financial position of the Company as at December 31, 2020, and its financial performance and its cash flows for the year then ended in accordance with International Financial Reporting Standards and the Companies Act Cap. 89:01.

Basis for Opinion

We conducted our audit in accordance with International Standards on Auditing (ISAs). Our responsibilities under those standards are further described in the *Auditor's Responsibilities for the Audit of the Financial Statements* section of our report. We are independent of the Company in accordance with the *Code of Ethics for Professional Accountants* issued by the International Ethics Standards Board for Accountants (IESBA Code), and we have fulfilled our other ethical responsibilities in accordance with the IESBA Code. We believe that the audit evidence we have obtained is sufficient and appropriate to provide a basis for our opinion.

Responsibilities of Management and Those Charged with Governance for the Financial Statements

Management is responsible for the preparation and fair presentation of the financial statements in accordance with International Financial Reporting Standards and the Companies Act Cap. 89:01, and for such internal control as management determines is necessary to enable the preparation of financial statements that are free from material misstatement, whether due to fraud or error.

In preparing the financial statements, management is responsible for assessing the Company's ability to continue as a going concern, disclosing, as applicable, matters related to going concern and using the going concern basis of accounting unless management either intends to liquidate the Company or to cease operations, or has no realistic alternative but to do so.

Those charged with governance are responsible for overseeing the Company's financial reporting process.

Auditor's Responsibilities for the Audit of the Financial Statements

Our objectives are to obtain reasonable assurance about whether the financial statements as a whole are free from material misstatement, whether due to fraud or error, and to issue an auditor's report that includes our opinion. Reasonable assurance is a high level of assurance, but is not a guarantee that an audit conducted in accordance with ISAs will always detect a material misstatement when it exists. Misstatements can arise from fraud or error and are considered material if, individually or in the aggregate, they could reasonably be expected to influence the economic decisions of users taken on the basis of these financial statements.

As part of an audit in accordance with ISAs, we exercise professional judgment and maintain professional skepticism throughout the audit. We also:

- Identify and assess the risks of material misstatement of the financial statements, whether due to fraud or error, design and perform audit procedures responsive to those risks, and obtain audit evidence that is sufficient and appropriate to provide a basis for our opinion. The risk of not detecting a material misstatement resulting from fraud is higher than for one resulting from error, as fraud may involve collusion, forgery, intentional omissions, misrepresentations, or the override of internal control.
- Obtain an understanding of internal control relevant to the audit in order to design audit procedures that are appropriate in the circumstances, but not for the purpose of expressing an opinion on the effectiveness of the Company's internal control.
- Evaluate the appropriateness of accounting policies used and the reasonableness of accounting estimates and related disclosures made by management.
- Conclude on the appropriateness of management's use of the going concern basis of accounting and based on the audit evidence obtained, whether a material uncertainty exists related to events or conditions that may cast significant doubt on the Company's ability to continue as a going concern. If we conclude that a material uncertainty exists, we are required to draw attention in our auditor's report to the related disclosures in the financial statements or, if such disclosures are inadequate, to modify our opinion. Our conclusions are based on the audit evidence obtained up to the date of our auditor's report. However, future events or conditions may cause the Company to cease to continue as a going concern.
- Evaluate the overall presentation, structure and content of the financial statements, including the disclosures, and whether the financial statements represent the underlying transactions and events in a manner that achieves fair presentation.

We communicate with those charged with governance regarding, among other matters, the planned scope and timing of the audit and significant audit findings, including any significant deficiencies in internal control that we identify during our audit.

Ram & McRae

Ram & McRae
Chartered Accountants
Professional Services Firm
157 'C' Waterloo Street,
Georgetown



September 01, 2021

Guyana Football Federation Inc.**Statement of Financial Position**

As at December 31, 2020

ASSETS	Notes	2020 GS	2019 GS
Non-current assets			
Property, plant and equipment	3(a)	351,652,690	311,602,023
Right of use assets	3(b)	1,532,147	1,594,684
		<u>353,184,837</u>	<u>313,196,707</u>
Current assets			
Accounts receivable	4	9,419,541	8,436,783
Cash resources	5	121,461,727	7,158,785
Inventories	6	1,188,450	2,975,681
Total current assets		<u>132,069,718</u>	<u>18,571,249</u>
TOTAL ASSETS		<u>485,254,555</u>	<u>331,767,956</u>
EQUITY & LIABILITIES			
Equity			
Stated capital		-	-
Revaluation reserve	7	39,037,375	39,037,375
Accumulated deficit		148,934,863	(78,781,664)
Total equity		<u>187,972,238</u>	<u>(39,744,289)</u>
Non-current liability			
Deferred Income	8	214,260,438	218,633,100
Long-term borrowings	9	1,616,174	1,950,344
Lease Liabilities	3(b)	2,108,587	1,980,565
		<u>217,985,199</u>	<u>222,564,009</u>
Current liabilities			
Short-term borrowings	10	647,917	647,917
Accounts payable and accruals	11	78,245,300	144,995,283
Bank overdraft	5(b)	403,901	3,305,036
Total current liabilities		<u>79,297,118</u>	<u>148,948,236</u>
TOTAL EQUITY & LIABILITIES		<u>485,254,555</u>	<u>331,767,956</u>

On behalf of the Board of Directors:


Wayne Forde
Director
Ian Alves
Secretary

The notes on pages 5 to 12 form an integral part of these financial statements.

Guyana Football Federation Inc.

Statement of Comprehensive Income

For the year ended December 31, 2020

Income	Notes	2020 G\$	2019 G\$
- Subvention			
- FIFA Grants	12	507,807,857	340,349,437
- CONCACAF Grants	12	43,889,250	102,299,462
- CFU Grants	12	-	10,842,000
- Fund Raising Initiatives	13	2,821,500	15,273,999
- Other Income	13	24,929,007	19,452,003
- Donations & Sponsorship	14	12,418,456	34,090,297
Total Income		591,866,070	522,307,198
Cost of Sale		(1,456)	(742,560)
Gross Profit		591,864,614	521,564,638
Expenditure			
- Net Tournament Expense			
- Male Football		28,510,564	149,803,560
- Female Football		633,640	166,590
- Youths Football		28,053,396	57,508,835
- Grassroots's Football		(102,488)	41,000
- Elite League	15	(1,127,500)	16,022,822
- Affiliation Expense		5,694,217	969,176
- Marketing		101,917,453	14,141,125
- Development		37,306,591	62,855,880
		200,885,873	301,508,988
- Administrative Expenses	16	162,405,804	183,166,994
- Finance	16	1,421,530	1,597,525
		163,827,334	184,764,519
Total Expenditure		364,713,207	486,273,507
Total comprehensive gain for the year		227,151,407	35,291,131

The notes on pages 5 to 12 form an integral part of these financial statements.

JA

Guyana Football Federation Inc.

Statement of Changes in Equity

For the year ended December 31, 2020

	Stated capital	Revaluation reserve	Retained earnings	Total
	G\$	G\$	G\$	G\$
Balance at January 1, 2019	-	39,037,375	(113,879,101)	(74,841,726)
IFRS16 Adjustment	-	-	(193,694)	(193,694)
Net surplus for the year	-	-	35,291,131	35,291,131
Balance at December 31, 2019	-	39,037,375	(78,781,664)	(39,744,289)
IFRS16 Adjustment	-	-	565,120	565,120
Net surplus for the year	-	-	227,151,407	227,151,407
Balance at December 31, 2020	-	39,037,375	148,934,863	187,972,238



24

The notes on pages 5 to 12 form an integral part of these financial statements.

Guyana Football Federation Inc.

Statement of Cash Flows

For the year ended December 31, 2020

	2020 GS	2019 GS
Cash flows from operating activities		
Net loss/profit for the year	227,151,407	35,291,131
Depreciation	12,490,633	3,200,325
Interest payable	579,909	207,442
Operating loss before working capital changes	<u>240,221,949</u>	<u>38,698,898</u>
(Increase)/decrease in inventories	1,787,231	(2,975,681)
Increase in accounts receivable	991,342	(6,415,745)
(Increase)/decrease in accounts payable and accruals	(66,749,983)	(1,874,948)
Increase/(decrease) in deferred income	(4,372,662)	-
Changes in opening equity	(2,184,000)	-
Cash generated from operations	<u>169,693,877</u>	<u>27,432,524</u>
Cash flows from investing activities		
Acquisition of property, plant and equipment	(52,541,300)	(21,985,845)
Net cash used in investing activities	<u>(52,541,300)</u>	<u>(21,985,845)</u>
Cash flows from financing activities		
Repayment of mortgage	(334,170)	(851,280)
Interest paid	385,670	(15,255)
Net cash used in financing activities	<u>51,500</u>	<u>(866,535)</u>
Net decrease in cash and cash equivalents	<u>117,204,077</u>	<u>4,580,144</u>
Cash and cash equivalents at January 1,	3,853,749	(726,395)
Cash and cash equivalents at December 31,	<u>121,057,826</u>	<u>3,853,749</u>
Cash and cash equivalents comprises of:		
Cash resources	121,461,727	7,158,785
Bank overdraft	(403,901)	(3,305,036)
Cash and cash equivalents as shown in the statement of financial position	<u>121,057,826</u>	<u>3,853,749</u>

Note 6

The notes on pages 5 to 12 form an integral part of these financial statements.

Guyana Football Federation Inc.

Notes to the Financial Statements

For the year ended December 31, 2020

1 Identification and principal activities

The Guyana Football Federation commenced operations in 1902 and was registered in the Co-operative Republic of Guyana on October 8, 2003 under the Friendly Societies Act Cap. 36:04. The Guyana Football Federation Inc. was incorporated on March 26, 2015 under the Companies Act Cap. 89:01 and took over all assets and liabilities of the previous entity.

The Federation aims to promote the efficient management, administration, and development of the game, while at the same time promoting a dynamic and relevant football culture, in which football as a national sport provided for education, social, physical, and total development among youth and adult footballers and various stakeholders.

The Federation's registered office is located at 17 Dadanawa Street, Section "K" Campbellville, Georgetown.

These financial statements were approved by the Directors on September 1, 2021.

2 Significant accounting policies

(a) Accounting convention

The financial statements have been prepared in accordance with International Financial Reporting Standards and the Companies Act Cap. 89:01 under the historical cost basis.

Application of new and revised Standards and Interpretations

The accounting policies adopted in the preparation of the financial statements are consistent with those followed in the preparation of the financial statements for the prior year except for the adoption of new and amended standards and interpretations which became effective during the period.

The adoption of these pronouncements did not have any impact on the accounting policies, financial position or performance of the Federation.

Standards and Interpretations not yet effective

At the date of authorization of these financial statements several new and amended standards and interpretations were in issue but not yet effective. The Federation has not early adopted any such pronouncements. Management anticipates that the adoption of these standards and interpretations will have no material impact on the financial statements of the Federation.

(b) Property, plant & equipment

Land and buildings are stated at fair value less depreciation for buildings while other property, plant and equipment are stated at cost less accumulated depreciation. Depreciation is provided on the straight line method at rates estimated to write off the assets over their expected useful lives.

The current rates of depreciation are:

Buildings	2%
Furniture, fittings and other equipment	20% -25%
Computer equipment	20% -25%

No depreciation is recognised on land.

Assets are reviewed for impairment whenever events or changes in circumstances indicate that the carrying amount may not be recoverable. An impairment loss is recognised for the amount by which the assets carrying amount is higher than the assets fair value less costs to sell or value in use.

(c) Reporting currencies

The financial statements are presented in Guyana dollars, which is the Federation's functional currency. Transactions involving foreign currencies are translated at the exchange rates ruling at the dates of these transactions. Monetary balances denominated in foreign currencies are retranslated at the financial reporting date. Any gains and losses arising from the translation of foreign currency balances are taken directly to the statement of comprehensive income.

(e) Cash and cash equivalents

Cash and cash equivalents include cash in hand and at bank net of the bank overdraft.

Guyana Football Federation Inc.

Notes to the Financial Statements

For the year ended December 31, 2020

2 Significant accounting policies continued

(f) Financial instruments

Financial instruments include accounts receivable, cash resources, accounts payable, accruals and borrowings. The Federation's financial assets are classified as 'loans and receivables while its financial liabilities are classified as 'Financial Liabilities measured at Amortised Cost'.

All financial instruments are carried at amortised cost.

(g) Income and expenditure recognition

Income, including donations, is recognised when the Federation is legally entitled to the resources and the amount can be quantified with reasonable accuracy. Funding from sponsorship is recognised based on the stage of completion of the sponsorship programmed. Income arising from the sale of transmission rights is recognised over the period for which the rights have been granted.

Consideration received prior to the recognition as revenue is classified as deferred income in the statement of financial position.

All expenditure is accounted for on an accruals basis.

(h) Donated assets

Donated assets are included at the value to the Federation where this can be quantified and a third party is bearing the cost.

(i) Taxation

The Federation was exempted from taxation while operating under the Friendly Societies Act Cap. 36:04 and is in the process of applying for tax exemption as a non-profit organisation now that it has been incorporated.

3(a) Property, plant & equipment

	Land and building G\$	Motor Vehicles	Fixture and fittings G\$	Office equipment G\$	Computer equipment G\$	Other equipment G\$	Work-in-progress G\$	Total G\$
Cost								
As at January 1, 2019	60,488,520	-	2,776,844	1,493,501	2,765,860	5,993,592	11,755,426	85,273,743
Additions	223,095,000	18,500,000	125,400	-	478,494	616,482	2,265,469	245,080,845
Disposals/Reclassifications	-	-	-	-	-	-	-	-
Revaluation	-	-	-	-	-	-	-	-
As at December 31, 2019	283,583,520	18,500,000	2,902,244	1,493,501	3,244,354	6,610,074	14,020,895	330,354,588
Additions	-	6,600,000	-	1,738,733	-	2,357,644	41,844,923	52,541,300
Disposals/Reclassifications	-	-	-	-	-	-	-	-
Revaluation	-	-	-	-	-	-	-	-
As at December 31, 2020	283,583,520	25,100,000	2,902,244	3,232,234	3,244,354	8,967,718	55,865,818	382,895,888
Depreciation								
As at January 1, 2019	1,319,541	-	1,557,226	1,493,501	1,391,566	5,328,506	-	11,090,340
Depreciation Charges	5,121,670	1,156,250	335,302	(22)	588,254	460,771	-	7,662,225
Write back on disposal	-	-	-	-	-	-	-	-
Revaluation	-	-	-	-	-	-	-	-
As at December 31, 2019	6,441,211	1,156,250	1,892,528	1,493,479	1,979,820	5,789,277	-	18,752,565
Depreciation Charges	5,121,670	6,000,000	351,285	86,937	525,482	405,259	-	12,490,633
Write back on disposals	-	-	-	-	-	-	-	-
Revaluation	-	-	-	-	-	-	-	-
As at December 31, 2020	11,562,881	7,156,250	2,243,813	1,580,416	2,505,302	6,194,536	-	31,243,198
Net book value								
As at December 31, 2020	272,020,639	17,943,750	658,431	1,651,818	739,052	2,773,182	55,865,818	351,652,690
As at January 1, 2020	277,142,309	17,343,750	1,009,716	22	1,264,534	820,797	14,020,895	311,602,023

* Land and building is stated at \$27,500,000 revaluation cost and includes historical cost of \$7,500,000. (2016: \$7,500,000).

*Included herein is land revalued at \$27,500,000 with historical cost of \$7,500,000 (2016: \$7,500,000)

*Had land and buildings been stated at historical cost, net book value of property, plant and equipment would have been \$24,814,045.

Guyana Football Federation Inc.

Notes to the Financial Statements

For the year ended December 31, 2020

3(b) Lease

The Company has an amended lease agreement with the Eccles/Ramsburg Neighbourhood Democratic Council for a term of 30 years of a land situated at Frontland Sports Field and Cinder Tract at Plantation Providence.

Set out below are the carrying amounts of right-of-use assets recognised and the movements during the period:

	2020	2019
	GS	GS
Land Leased		
As at January 1,	1,719,758	1,719,758
Additions	-	-
Depreciation	187,611	125,074
Right-of-use asset for year ended December 31,	<u>1,532,147</u>	<u>1,594,684</u>

Set out below are the carrying amounts of lease liabilities and the movements during the period:

As at January 1,	1,980,565	1,850,915
Accretion of Interest	128,022	129,650
As at December 31,	<u>2,108,587</u>	<u>1,980,565</u>
Current	128,022	128,022
Non-current	1,980,565	1,852,543
	<u>2,108,587</u>	<u>1,980,565</u>

4 Accounts receivable

Receivable from affiliates	6,718,257	6,539,122
Other receivable	14,316,981	13,513,358
Provision for bad debts	(11,615,697)	(11,615,697)
Total	<u>9,419,541</u>	<u>8,436,783</u>

5(a) Cash resources

Local Currency	23,799,014	839,896
Foreign Currency	97,662,713	6,318,889
Total	<u>121,461,727</u>	<u>7,158,785</u>

5(b) Bank overdraft

The bank overdraft facility is held with Republic Bank (Guyana) Limited and is unsecured with interest accruing at a rate of 18.25% per annum.

6(a) Inventories

	2020	2019
	GS	GS
Inventory Asset	1,188,450	2,993,681
Stock jersey	-	(18,000)
	<u>1,188,450</u>	<u>2,975,681</u>

6(b) Inventories items for free distribution

At the date of the financial statements the company had in stock inventories valued at \$101,917,453. The items were procured for free distribution and are carried in the financial statements at NIL value.

Guyana Football Federation Inc.

Notes to the Financial Statements

For the year ended December 31, 2020

7 Revaluation reserve

This balance represents surplus on the revaluation of the Federation's land and building which was done on January 01, 2017 by an independent professional valuation company.

8 Deferred Income (non-current)

	2020 G\$	2019 G\$
Artificial Turf Pitch acquired from FIFA.	218,633,100	223,095,000
Transferred to income statement	(4,372,662)	(4,461,900)
Balance at December 31, 2020	<u>214,260,438</u>	<u>218,633,100</u>

*This is amortised and charged to the statement of comprehensive income at the rate of 2% for which the asset is depreciated.

Please refer to Note 3(a).

9 Long-term borrowings

Mortgage on property	2,264,091	2,598,261
Repayable within one year (Note 9)	(647,917)	(647,917)
Total	<u>1,616,174</u>	<u>1,950,344</u>

The New Building Society Limited holds a first mortgage over the Federation's property situated at Lot 17 Dadanawa Street, Section K, Campbellville, Georgetown.

10 Short-term borrowings

Current portion of mortgage (Note 8)	647,917	647,917
Total	<u>647,917</u>	<u>647,917</u>



Guyana Football Federation Inc.

Notes to the Financial Statements

For the year ended December 31, 2020

	2020	2019
	G\$	G\$
11 Accounts payable and accruals		
Trade payables and accruals	61,967,856	118,778,453
Statutory liabilities	13,838,567	16,598,505
Tournament deposit	-	2,736,000
Other Payables	2,438,877	6,882,325
	<u>78,245,300</u>	<u>144,995,283</u>
12 Grants		
Federation Internationale de Football Association (FIFA) [note (a)]	507,807,857	340,349,437
Confederation of North, Central American and Caribbean Association Football (CONCACAF)	43,889,250	102,299,462
Caribbean Football Union (CFU)	-	10,842,000.00
Total	<u>551,697,107</u>	<u>453,490,899</u>

(a) Composition of FIFA Grants

FIFA provided financial aid and bonuses totalling US\$1,579,444 (2017: US\$926,288) to improve the administration and technical infrastructure of the National Association as part of the Financial Assistance Programme.

Purpose of FIFA's Financial Assistance Programme

FIFA provides financial aid under its Financial Assistance Programme to National Associations for projects which comply with the following objectives at the national level:

- (a) Establishing and developing a modern, efficient, and functional administrative or sports infrastructure;
- (d) Providing basic and further training of National Association staff and members as well as others seconded to the Associations for administrative and technical duties;
- (e) Promoting technical and sports development;
- (f) Supporting National Associations in arranging and taking part in official football competitions;

The approval and payment of financial aid from FIFA to the National Associations is reserved exclusively for projects approved by FIFA. Any National Association wishing to make use of its right to financial aid shall send FIFA a written application in compliance with the following conditions:

- (i) The application shall contain a request for financial aid for one or more projects for a predetermined amounts, a description of the project(s) and detailed justification. It shall also include evidence and documents explaining the project(s) and substantiating its/their necessity.
- (ii) The National Association shall provide the usefulness and necessity of the project.

(b) Football Stadium

During the year 2017, construction began on a Football Stadium which was being funded directly by FIFA, at the year end the project remains a Work-in-Progress.

13 Fund Raising Initiatives

Gate receipts	2,821,500	14,523,999
Tournament Registration	-	750,000
Other Income	24,929,007	19,452,003
Total	<u>27,750,507</u>	<u>34,726,002</u>

Gate receipts include revenues from the sale of tickets for the national teams and local league teams matches for all tournaments administered by the Guyana Football Federation Inc. during the year.

A large, stylized handwritten signature is written over the table. To the right of the signature, there are handwritten initials that appear to be 'JA'.

Guyana Football Federation Inc.

Notes to the Financial Statements

For the year ended December 31, 2020

	2020	2019
14 Sponsorship and donations	GS	GS
Sponsorship and donations	<u>12,418,456</u>	<u>34,090,297</u>
15 Tournament and development expenses		
<i>Development expenses</i>		
Affiliate associations' expenses	5,694,217	969,176
Tournament and development expenses continued (summarised)		
Men's football	28,510,564	149,803,560
Women's football	633,640	166,590
Youth's football	28,053,396	57,508,835
Grassroots programme	(102,488)	41,000
Elite League	(1,127,500)	16,022,822
Events, programmes, activities management	101,917,453	14,141,125
Development expenses	37,306,591	62,855,880
Total tournament and development expenses	<u>200,885,873</u>	<u>301,508,988</u>
16 Administrative expenses		
Professional Services	10,446,414	17,755,964
Marketing	3,939,377	6,780,144
Depreciation	12,490,611	7,714,712
Property Expenses	15,240,374	12,331,629
Employment Cost	97,385,740	91,832,875
Travelling	1,969,101	22,588,037
Other administrative and general expenses	20,934,187	24,163,633
Finance Cost	1,421,530	1,597,525
Total	<u>163,827,334</u>	<u>184,764,519</u>



JA

Guyana Football Federation Inc.

Notes to the Financial Statements

For the year ended December 31, 2020

17 Related party transactions and balances

Parties are considered to be related if one party has the ability to control the other party or exercise significant influence over the other party in making financial or operating decisions. Related parties consist of the directors, trustees, and any entity to which they are affiliated.

(a) Related party transactions

Key management compensation	-	-
-----------------------------	---	---

(b) Related party balances

Balances due from affiliates	150,000	150,000
Balances due to affiliates	-	1,921,395

18 Financial instruments and financial risk management

The principal risks arising on financial instruments are credit risk, liquidity risk, foreign exchange risk and interest rate risk. The Federation's risk management policies in relation to each of these risks are as follows:

(i) Credit risk

Credit risk arises from cash holdings and accounts receivable. The maximum exposure to credit risk at the reporting date is represented by the carrying amount of these financial assets.


Deposits with financial institutions	23,799,014	7,158,785
Receivables	9,419,541	8,436,783
Total	33,218,555	15,595,568

Cash resources are held with financial institutions licensed in Guyana.

Accounts receivable primarily relate to advances to affiliated associations. Such advances are generally short-term and are without collateral. Receivables which are deemed irrecoverable are written off to the statement of comprehensive income when identified.

(ii) Liquidity risk

The Federation manages liquidity risk by budgeting for the planned activities prior to the commencement of the year. Where shortfalls are anticipated, remedial steps are taken including borrowing from financial institutions.



Guyana Football Federation Inc.

Notes to the Financial Statements

For the year ended December 31, 2020

19 Financial instruments and financial risk management continued

(ii) Liquidity risk continued

	Less than one year G\$	More than one year G\$	Total G\$
<i>As at 31 December 2020</i>			
Accounts payable and accruals	78,245,300	-	78,245,300
Bank overdraft	403,901	-	403,901
Long-term borrowings	-	1,616,174	1,616,174
Short-term borrowings	647,917	-	647,917
Total	79,297,118	1,616,174	80,913,292
<i>As at 31 December 2019</i>			
Accounts payable and accruals	144,995,283	-	144,995,283
Bank overdraft	3,305,036	-	3,305,036
Long-term borrowings	-	1,950,344	1,950,344
Short-term borrowings	647,917	-	647,917
Total	148,948,236	1,950,344	150,898,580

(iii) Foreign currency risk

Foreign currency risk is the risk that the value of a monetary asset or liability will fluctuate because of changes in foreign exchange rates. Funds received by the Federation from affiliates and sponsors are denominated in foreign currency. The Federation is therefore exposed to risks associated with movements in the exchange rates. The Federation has the following monetary assets and liabilities denominated in a currency other than the reporting currency:

	Currency	2020 G\$	2019 G\$
Cash resources	United States dollars	97,662,713	6,318,889

The Federation manages this risk by monitoring exchange rates and ensuring exposure is kept to a minimum. Should exchange rates change by $\pm 1\%$, the effect on profit will be as follows:

Increase in rate by 1%	(976,627)	(63,189)
Decrease in rate by 1%	976,627	63,189

(iv) Interest rate risk

The Federation's interest-bearing instruments carry fixed rates of interest and are carried at amortised cost. Changes in market interest rates would therefore not affect their carrying values or future income or expense. The Federation earns interest ranging between 0.05% to 0.15% on interest earning cash resources. The interest rates on borrowings are disclosed in Notes 6 and 8.

20 Fair values

The carrying values of financial instruments, except the mortgage, approximate to their fair value given their short maturity periods. The fair value of the mortgage approximates to its carrying value as the interest rate is set based on market rates for similar facilities.

21 Contingent assets and liabilities

(i) The Federation has one pending matter with Leon Rutherford (claimant), in which the claimant's claimed for outstanding payments for accommodation in the sum of \$2,309,400. In finality, a settlement of \$726,800 was agreed by both parties. We have made provisions to accommodate this settlement as well as legal fees of \$150,000.

22 Going concern

At December 31, 2019 the Federation had current liabilities amounting to \$148,948,236 a significant portion of which was past due owing to an insufficiency of liquid assets. The Federation's ability to continue its operations would depend on funds becoming available to meet its liabilities. Discussions held with the president of GFF, Mr. Wayne Forde has indicated that FIFA has launched a FIFA COVID-19 Relief Fund of approved US\$1Mn. for football and US\$500k for female football. Before the end of 2020, GFF is looking to service US\$700k of current liabilities.

A large, stylized handwritten signature is written across the bottom right of the page. To its right, there are smaller initials, possibly 'JA'.